



Scan to learn more

hero

PRODUCT SHEET

STONE LOOK

THICKNESS \pm 9 mm


FINISH MATTE

 V2 SLIGHT VARIATION



Compliant with standards ANSI A137.1-2022

SIZES



23^{5/8}" x 47^{1/4}"
60x120 cm



11^{3/4}" x 23^{5/8}"
30x60 cm



2^{3/4}" x 11^{3/4}"
7x30 cm

Inspired by natural slate stone, the Hero collection represents a modern take on a classic look. Its beautiful, foliated texture and deep hues offer a subtle strength and elegance to any environment. It conveys all the character of the reference material in six colors, three sizes of field tile and a new, linear brick mosaic.

COLORS



SNOW



CORD




SILVER



LEAD




NIGHT



COAL

COLORED BODY PORCELAIN TILE

MOSAICS & DECORS

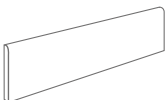


MOSAIC 2"x2"
11^{3/4}" x 11^{3/4}" - 30x30 cm

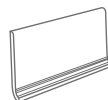


LINEAR MOSAIC
11^{3/4}" x 11^{3/4}" - 30x30 cm

COORDINATING TRIMS



Bullnose
3"x 24" - 7.2x60 cm



Cove base
6"x 12" - 15x30 cm - \pm 8.5mm

Be sure to bring this to your local tile dealer or distributor as you discuss your design.