

# forge

## PRODUCT SHEET

### METAL LOOK

THICKNESS  $\nabla$  9 mm

FINISH MATTE

 V3 MODERATE VARIATION



Compliant with standards ANSI A137.1-2012

*Atlas Concorde USA makes it easy to achieve an industrial aesthetic, coupled with the simple, durable benefits of ceramic. Forge delivers the worn and weathered artistry of metal recreated with a style that delivers a strong, urban personality. This cutting-edge design fuses colors that suggest steel, iron, aluminum and tin along with patterns reminiscent of stains, scratches and oxidation. The tiles, mosaics and decors appear to be metal plates, bent and slightly hammered.*

### SIZES



11<sup>3</sup>/<sub>4</sub>"x23<sup>5</sup>/<sub>8</sub>" - 30x60 cm


### COLORS



FORGE TIN



FORGE ALUMINUM



FORGE IRON



FORGE STEEL

### MOSAICS & DECORS



**FORGE TIN MOSAIC**  
11<sup>3</sup>/<sub>4</sub>"x11<sup>3</sup>/<sub>4</sub>" - 30x30 cm  
(Mosaic 2"x2")



**FORGE ALUMINUM MOSAIC**  
11<sup>3</sup>/<sub>4</sub>"x11<sup>3</sup>/<sub>4</sub>" - 30x30 cm  
(Mosaic 2"x2")



**FORGE IRON MOSAIC**  
11<sup>3</sup>/<sub>4</sub>"x11<sup>3</sup>/<sub>4</sub>" - 30x30 cm  
(Mosaic 2"x2")



**FORGE STEEL MOSAIC**  
11<sup>3</sup>/<sub>4</sub>"x11<sup>3</sup>/<sub>4</sub>" - 30x30 cm  
(Mosaic 2"x2")

### MOOD



**FORGE DARK EXTEND MOSAIC**  
8<sup>1</sup>/<sub>4</sub>"x11" - 21x28 cm  
(Mosaic 2"x6.5")



**FORGE SPARK EXTEND MOSAIC**  
8<sup>1</sup>/<sub>4</sub>"x11" - 21x28 cm  
(Mosaic 2"x6.5")



**FORGE RUST EXTEND MOSAIC**  
8<sup>1</sup>/<sub>4</sub>"x11" - 21x28 cm  
(Mosaic 2"x6.5")



**FORGE LIGHT EXTEND MOSAIC**  
8<sup>1</sup>/<sub>4</sub>"x11" - 21x28 cm  
(Mosaic 2"x6.5")



**FORGE TIN BRICK MOSAIC**  
11<sup>3</sup>/<sub>4</sub>"x11<sup>3</sup>/<sub>4</sub>" - 30x30 cm  
(Mosaic 1.5"x3")



**FORGE ALUMINUM BRICK MOSAIC**  
11<sup>3</sup>/<sub>4</sub>"x11<sup>3</sup>/<sub>4</sub>" - 30x30 cm  
(Mosaic 1.5"x3")

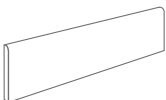


**FORGE IRON BRICK MOSAIC**  
11<sup>3</sup>/<sub>4</sub>"x11<sup>3</sup>/<sub>4</sub>" - 30x30 cm  
(Mosaic 1.5"x3")

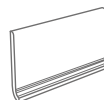


**FORGE STEEL BRICK MOSAIC**  
11<sup>3</sup>/<sub>4</sub>"x11<sup>3</sup>/<sub>4</sub>" - 30x30 cm  
(Mosaic 1.5"x3")

### COORDINATING TRIMS



**Bullnose**  
3"x 24" - 7.2x60 cm



**Cove base**  
6"x12" - 15x30 cm -  $\nabla$  8.5mm